



AUTOMATIC AIR VENT

MODEL VS1C STAINLESS STEEL

AUTOMATIC AIR VENT FOR HIGH TEMPERATURE LIQUIDS

Features

Stainless steel air vent for vertical installation in liquid systems. Automatically vents air from liquids above 0.8 S.G.*

1. Precision-ground float, three-point seating and valve seat with rubber contact ensure superior sealing.
2. Unique rotational seating design eliminates concentrated wear.
3. Dual function as air vent and vacuum breaker.
4. Optional high temperature stainless steel valve seat available.**

* Consult TLV for specific gravities lower than 0.8

** Sealing effectiveness may be slightly lowered.



Pressure Equipment Directive (PED)

Classification according to PED 2014/68/EU, fluid group 2

Size	Category	CE marking
1/2", 3/4", 1"	—*	Art. 4, Sec. 3 (sound engineering practice), CE marking not allowed

* Manufactured in accordance with sound engineering practice

Specifications

Model	VS1C	
Connection	Screwed	
Size	1/2", 3/4", 1"	
Orifice No.	10, 21	
Maximum Operating Pressure (barg)	PMO	10, 21
Minimum Operating Pressure (barg)	0.1	
Maximum Operating Temperature (°C)	TMO	150 (220 with optional metal seat**)
Applicable Fluids*	Water, Other Liquids	

* Do not use for flammable or otherwise hazardous fluids

** Maximum valve leak rate: 0.50 kg/h

1 bar = 0.1 MPa

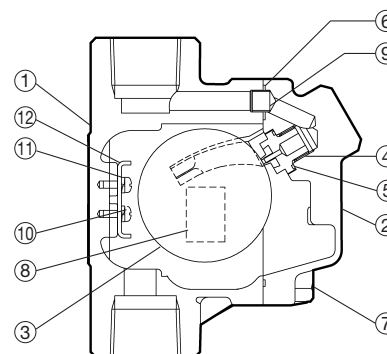
PRESSURE SHELL DESIGN CONDITIONS (**NOT** OPERATING CONDITIONS): Maximum Allowable Pressure (barg) PMA: 21
Maximum Allowable Temperature (°C) TMA: 220
Minimum Allowable Temperature (°C): -40



To avoid abnormal operation, accidents or serious injury, DO NOT use this product outside of the specification range. Local regulations may restrict the use of this product to below the conditions quoted.

No.	Description	Material	DIN*	ASTM/AISI*
①	Body	Cast Stainless Steel A351/A351M Gr.CF8 or CF8M	1.4312 or 1.4410	—
②	Cover	Cast Stainless Steel A351/A351M Gr.CF8 or CF8M	1.4312 or 1.4410	—
③	Float	Stainless Steel SUS316L	1.4404	AISI316L
④	Valve Seat	Fluorine Rubber FPM/ Stainless Steel SUS303	FPM/ 1.4305	D2000HK/ AISI303
⑤	Valve Seat Gasket	Fluorine Resin PTFE	PTFE	PTFE
⑥	Cover Gasket	Fluorine Resin PTFE	PTFE	PTFE
⑦	Cover Bolt	Stainless Steel or A193/A193M Gr.B8M	— or 1.4401	—
⑧	Nameplate	Stainless Steel SUS304/SUS316L	1.4301/1.4404	AISI304/AISI316L
⑨	Connector	Stainless Steel SUS304	1.4301	AISI304
⑩	Screw	Stainless Steel SUS304	1.4301	AISI304
⑪	Spring Washer	Stainless Steel SUS304	1.4301	AISI304
⑫	Guide Plate	Stainless Steel SUS304	1.4301	AISI304

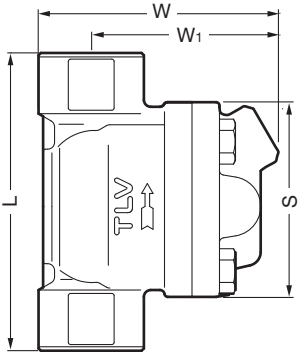
* Equivalent materials



Copyright © TLV

Dimensions

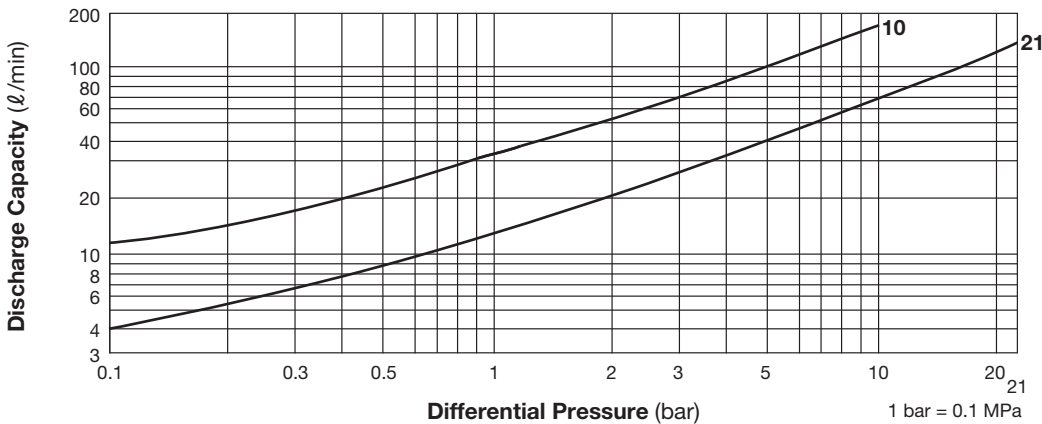
● VS1C Screwed



VS1C Screwed* (mm)					
Size	L	W	W ₁	S	Weight (kg)
15	110	103	82	85	1.6
20	120				1.7
25	130				1.8

* BSP DIN 2999, other standards available

Discharge Capacity



1. Line numbers within the graph above refer to orifice numbers.
2. Differential pressure is the difference between the inlet and outlet pressure of the air vent.
3. Capacities are equivalent capacities of air at 20 °C and atmospheric pressure.

CAUTION Air vents used under conditions which exceed maximum differential pressure will fail closed.

Manufacturer
TLV® CO., LTD.
 Kakogawa, Japan
 is approved by LRQA Ltd. to ISO 9001/14001

ISO 9001
ISO 14001

